



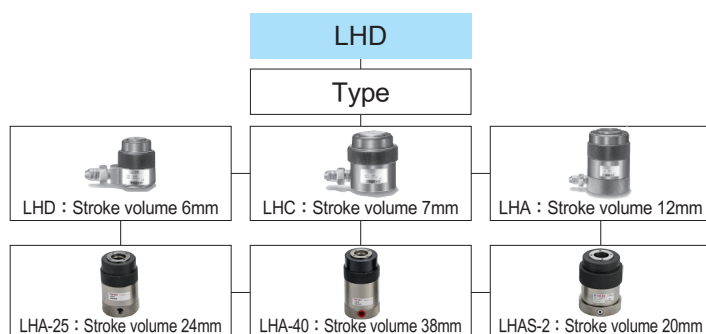
### Features

- Single action use spring revert.
- Six type for the series to select.
- Easy to install.

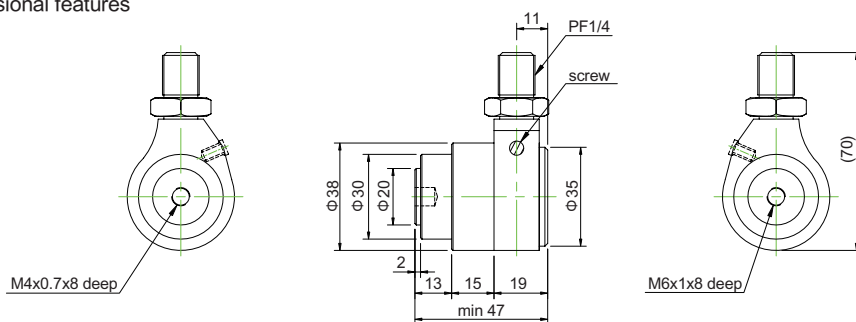
### Specification

Type	LHD	LHC	LHA	LHA-25	LHA-40	LHAS-2
Effective distance (mm)	6	7	12	24	38	20
Effective area (mm <sup>2</sup> )	570	1300	1400	1400	1400	2640
Max. stroke volume (cm <sup>3</sup> )	4	10.4	18.2	35	56	61.3
Output of spring N(kgf)	31.4 (3.2)	56.9 (5.8)	113 (11.5)	134 (13.7)	101 (10.3)	127 (13)
Max. output of spring N(kgf)	72.6 (7.4)	90.2 (9.2)	196 (20)	226 (23)	274 (27.9)	255 (26)
Weight (kg)	0.5	1	2	2.2	2.5	5.2

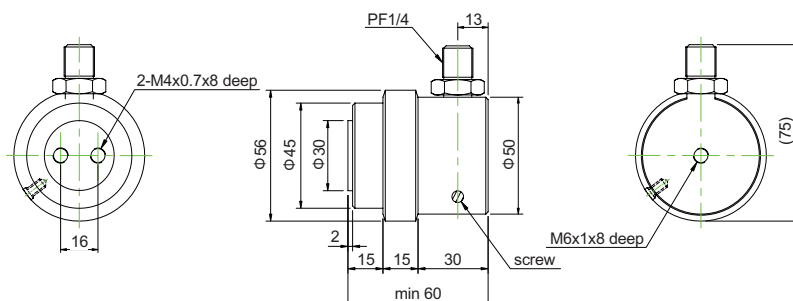
### How to order



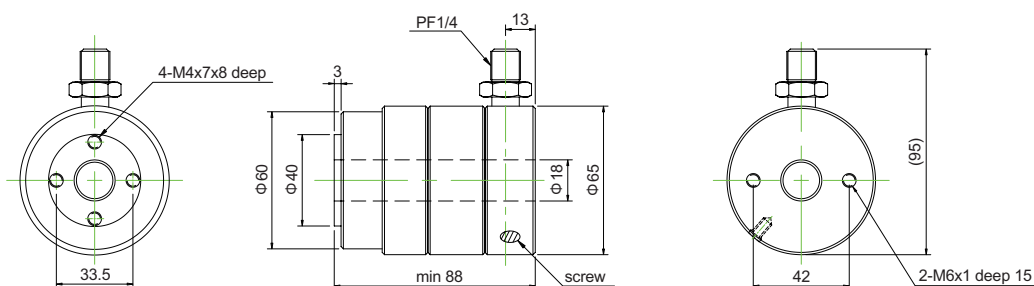
### LHD Dimensional features



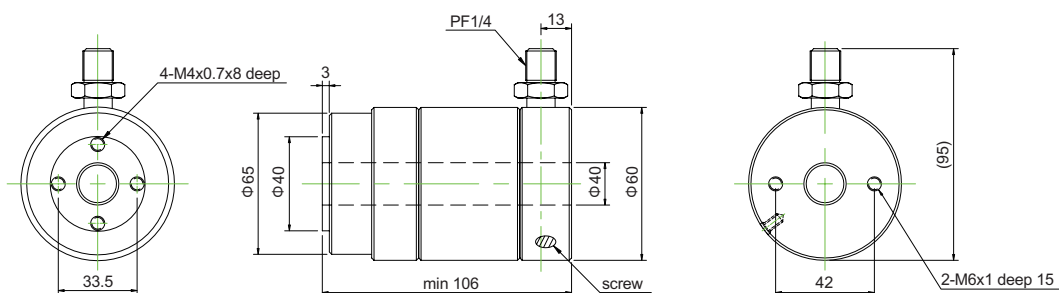
### LHC Dimensional features



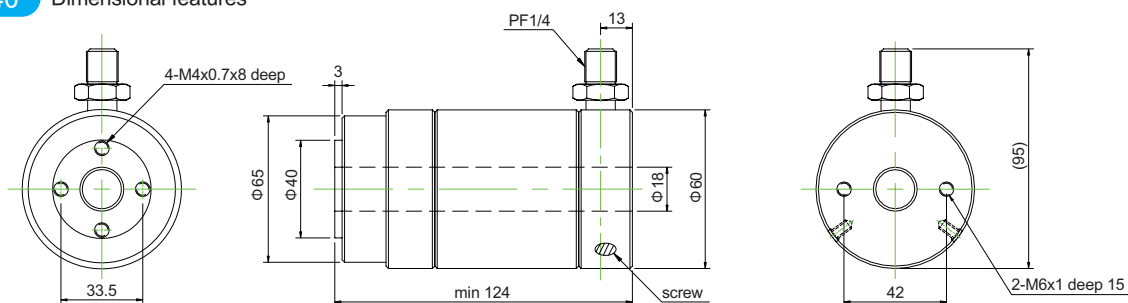
**LHA** Dimensional features



**LHA-25** Dimensional features



**LHA-40** Dimensional features



**LHAS-2** Dimensional features

