

Solenoid Pilot operated spool valve
 Port size G1/8, manifold system G1/4
 Operating pressure : 1.5 to 7 bar

Features

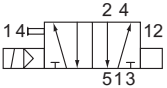
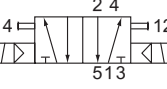


- Straight manual override with and without detent
- Mounting position optional
- Small size, high flow rate, easy installation
- Exhaust air attenuated
- Common exhaust
- Connector protection class to IP65 En60529
- Low power consumption

Description (Standard type)

- Solenoid valve for filtered, lubricator* or non-lubricated air
- Flow direction : Fixed
- Temperature range : -10 °C ~ +60 °C
- Material - Body : Aluminum
- Material - Seat Seal : NBR



Parameters

Symbol	Cat. No. Valve	Port size (G)	Operating pressure[bar]		Flow rate QN [l/min]	Switching time approx.[ms]		Weight [kg]	Solenoid and Connector
			min.	max.		ON	OFF		
	2621000	G1/8	1.5	7	650	10	10	0.1	1520-connector 1521-LED connector 1510 / 1530 - Flying leads 1531-LED Flying lease
	2621100	G1/8	1.5	7	650	10	10	0.1	1520-connector 1521-LED connector 1510 / 1530 - Flying leads 1531-LED Flying lease
	2621551	G1/4	1	7	1000	20	20	0.25	See solenoid and connector table
	2621552	G1/4	1	7	1000	20	20	0.30	See solenoid and connector table

* Oil recommendation : Shell Hydrol DO 32, Shell Febis K32 (as of July 1992) or compatible oils with DVI values < 8 (DIN53521) and ISO viscosity class 32-46 (DIN51519)

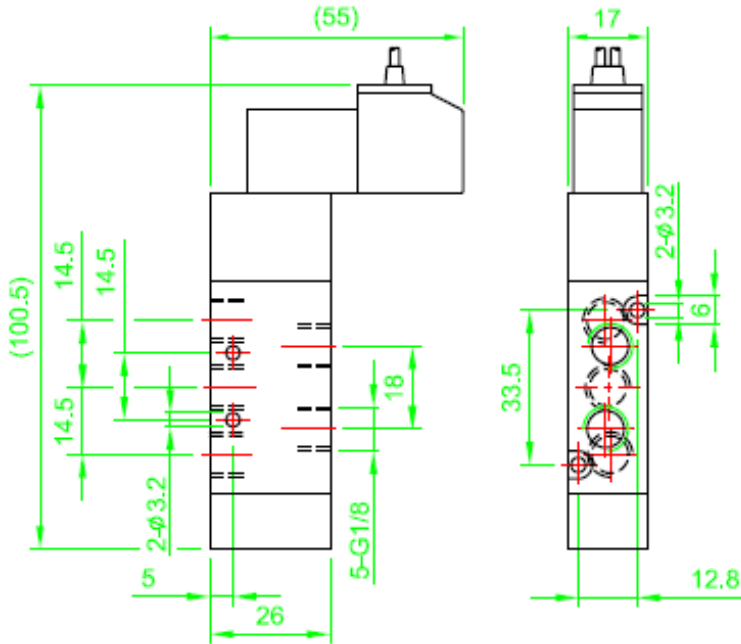
How to Order

example : 2621000 · 3052 · DC24V X 5

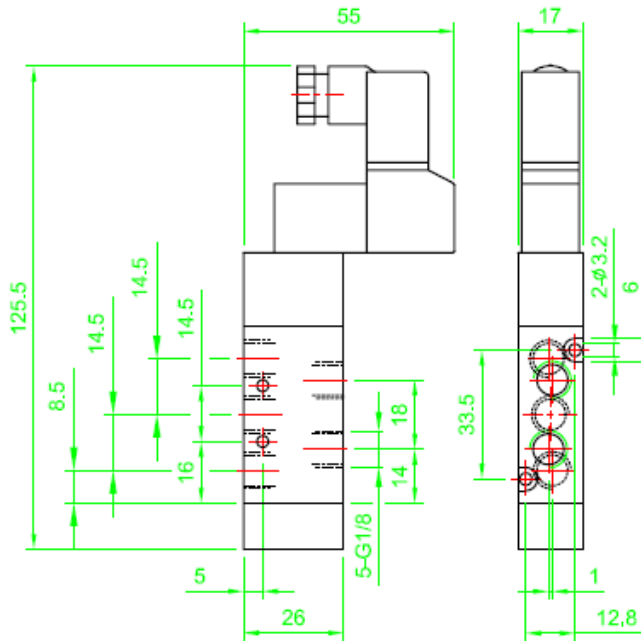
Valve
Solenoid
Voltage
Quantity

Dimensional drawings

Cat. No. : 2621000.1510

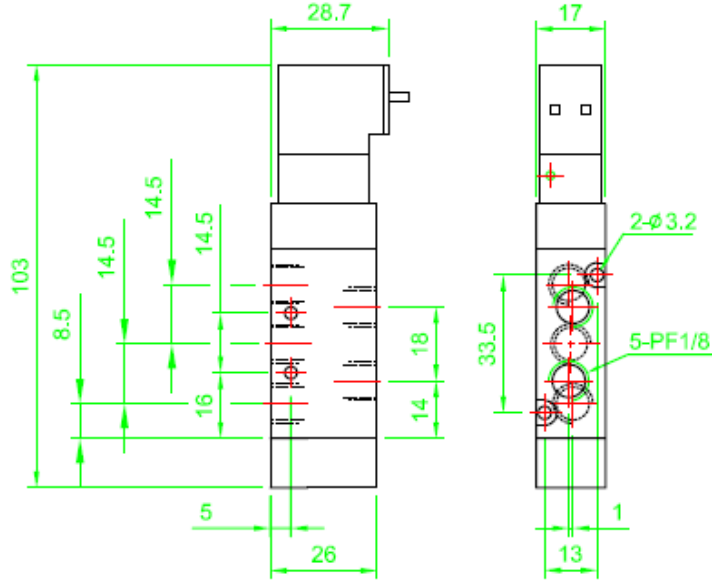


Cat. No. : 2621000.1520 / 2621000.1521

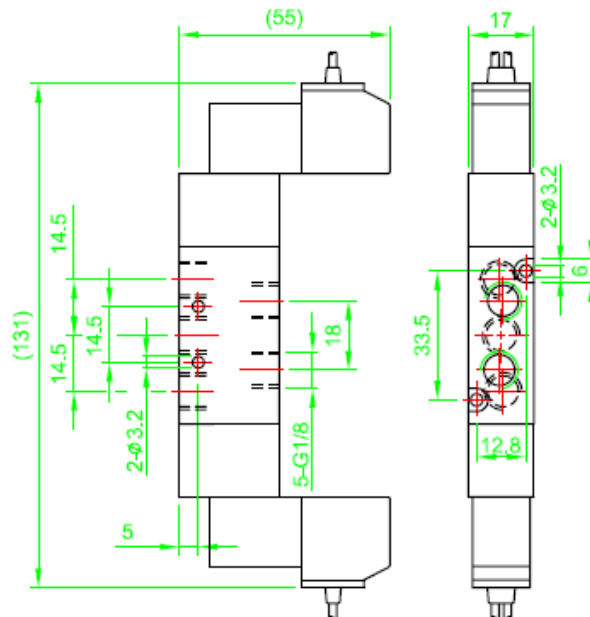


Dimensional drawings

Cat. No. : 2621000.1530 / 2621000.1531

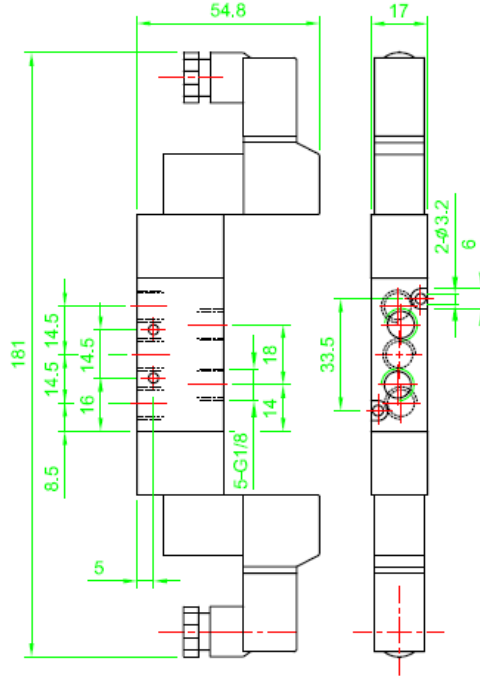


Cat. No. : 2621100.1510

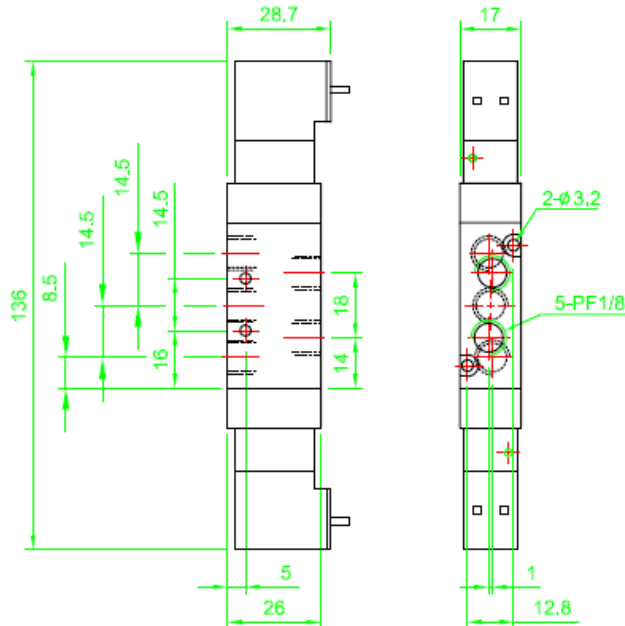


Dimensional drawings

Cat. No. : 2621100.1520 / 2621100.1521

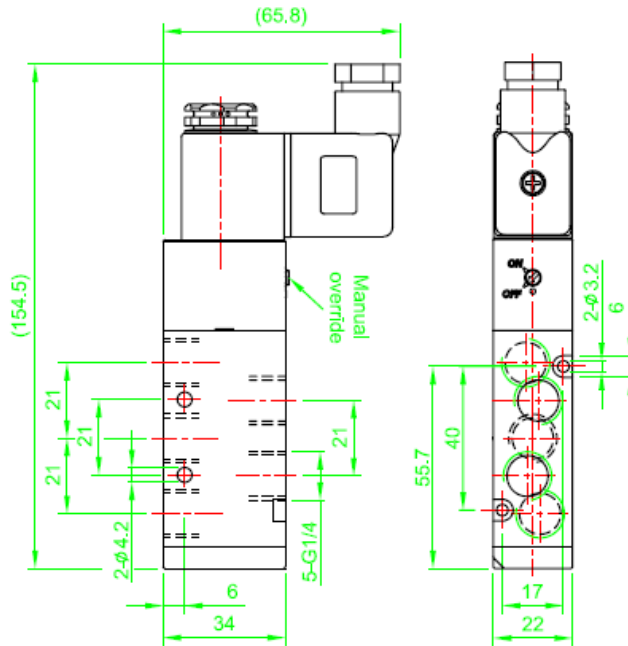


Cat. No. : 2621100.1530 / 2621100.1531



Dimensional drawings

Cat. No. : 2621551



Cat. No. : 2621552

