

Normal Size 4 and 7

Solenoid pilot actuated
 Spool with pressure energized soft seals
 Port size G1/8, manifold system G1/4
 Operating pressure : 1 to 10 bar

Features

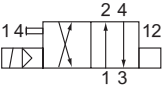
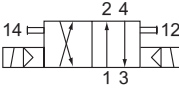
- Straight manual override with and without detent
- Mounting position optional
- Small size, high flow rate, easy installation
- Exhaust air attenuated
- Common exhaust
- Connector interface to DIN 43650, from B and industrial form
- Low power consumption



Description (Standard type)

- Solenoid valve for filtered, lubricator* or non-lubricated air
- Flow direction : Fixed
- Temperature range : -10 °C ~ +60 °C
- Material - Body : Aluminum
- Material - Seat Seal : NBR

Parameters

Symbol	Cat. No. Valve	Nominal size (ND)	Port size (G)	Operating pressure[bar]		Flow rate QN [l/min]	Switching time* approx.[ms]		Weight [kg]	Solenoid and Connector	
				min.	max.		ON	OFF			
	Power consumption 3W (5VA)										
	2622000	4	G1/8	1	10	700	20	20	0.3	See solenoid and connector table	
	2622020	4	G1/4	1	10	700	20	20	0.3		
2622200	7	G1/4	1	10	1900	40	27	0.39			
	Power consumption 3W (5VA)										
	2622100	4	G1/8	1	10	700	11	12	0.4		
	2622120	4	G1/4	1	10	700	11	12	0.4		
	2622300	7	G1/4	1	10	1900	24	27	0.62		

* Oil recommendation : Shell Hydrol DO 32, Shell Febis K32 (as of July 1992) or compatible oils with DVI values < 8 (DIN53521) and ISO viscosity class 32-46 (DIN51519)

* at 6 bar to VDI3290 with DC solenoid
 • Option : Flat Manual override

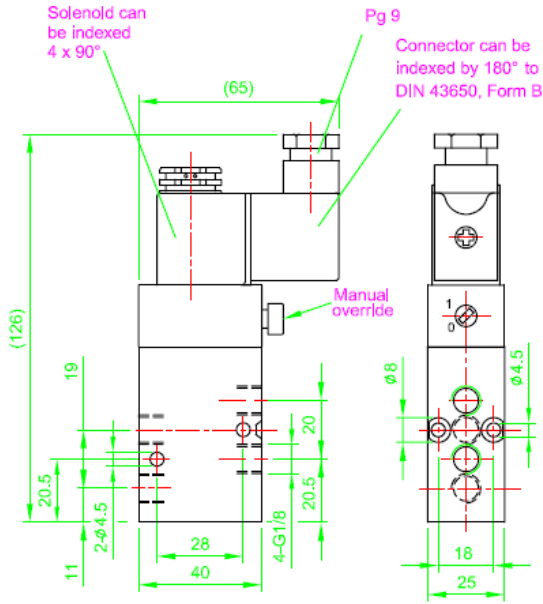
How to Order

example : **2622000** · **3052** · **DC24V** X **5**

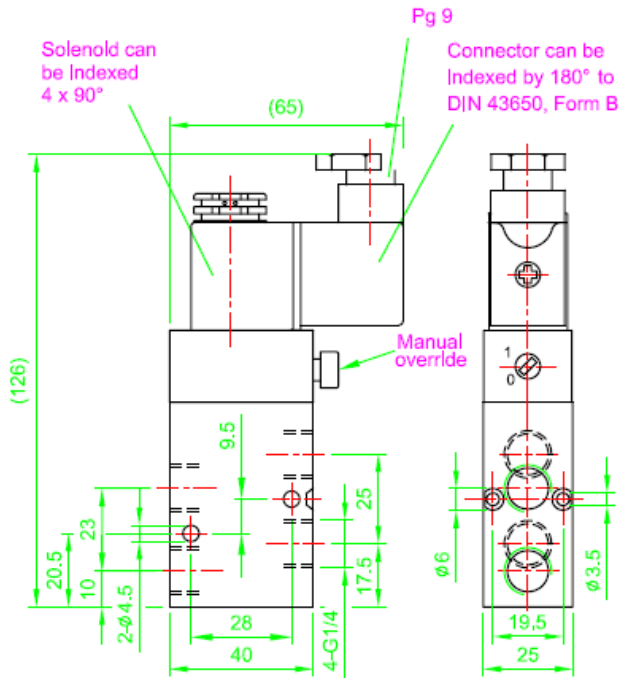
Valve
Solenoid
Voltage
Quantity

Dimensional drawings

Cat. No. : 2622000

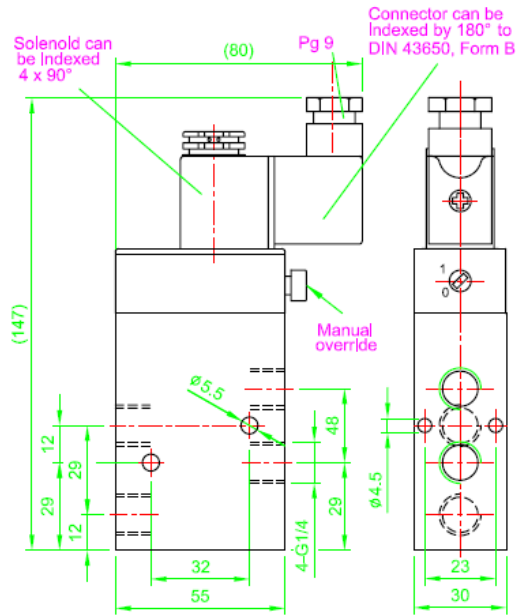


Cat. No. : 2622020

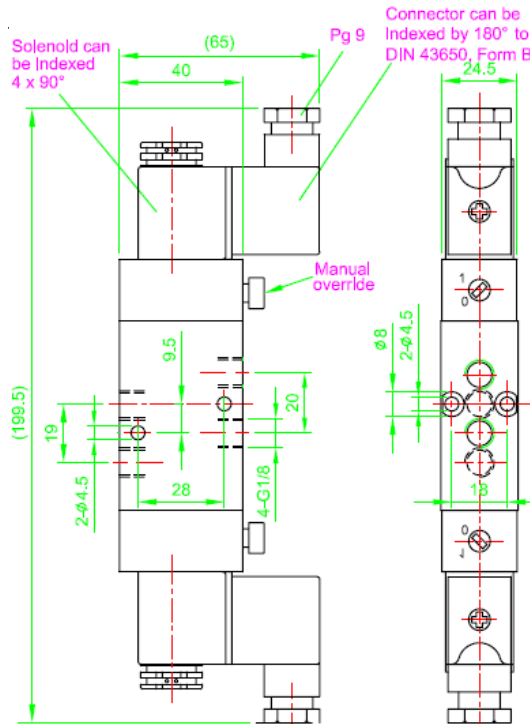


Dimensional drawings

Cat. No. : 2622200

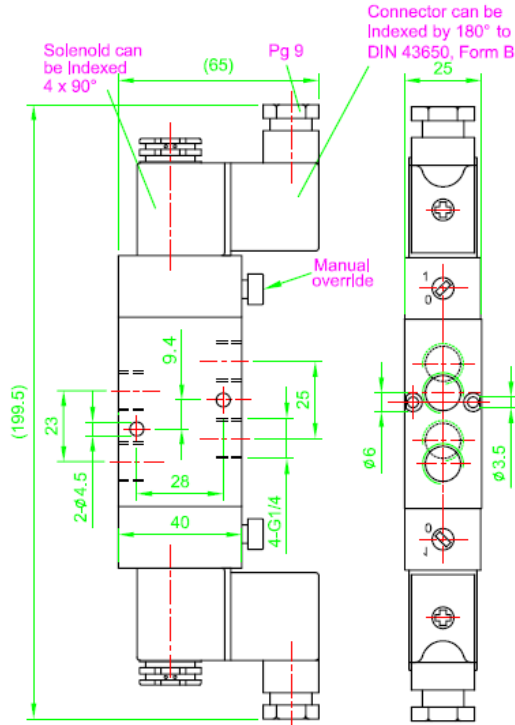


Cat. No. : 2622100

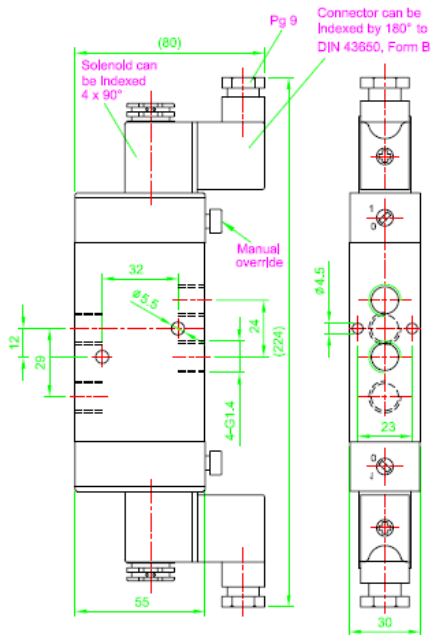


Dimensional drawings

Cat. No. : 2622120

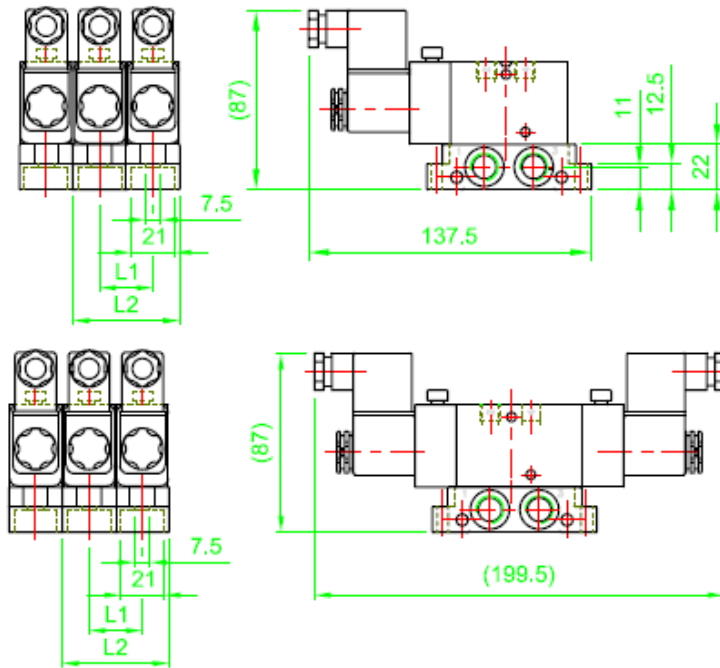


Cat. No. : 2622300



Mounting assembly dimensional drawings

Cat. No. : 2622-No.



Dimension table

Cat. No.	Valve No.	L1	L2	Cat. No.	Valve No.	L1	L2
2622-02	2	39	52	2622-07	7	169	182
2622-03	3	65	78	2622-08	8	195	208
2622-04	4	91	104	2622-09	9	221	234
2622-05	5	117	130	2622-10	0	247	260
2622-06	6	143	156				

Mounting unit

Cat. No. : 2622-01

